

## Complete France Student Visa Checklist by French Legal Experts

This official checklist by [French Legal Experts](#) offers a comprehensive, lawyer-approved guide to the documents and steps typically required for securing a **student visa for France**.

✓ Updated for 2025 | Covers Campus France + France-Visas Process

Please note: Requirements may vary based on your nationality, program type, and the specific consulate or visa center. Always verify with the official portals.

---

### Section 1: Pre-Application & Campus France (Etudes en France)

For programs longer than 90 days, the Campus France procedure is often mandatory.

- Create & Submit Etudes en France Account:** Complete the online application on the Etudes en France platform.
  - Pay Campus France Application Fee:** Ensure the fee is paid for your application to be processed. (Note: Fees can vary, e.g., \$205 for regular service, \$360 for expedited ).
  - Receive Campus France Confirmation Email:** A printed version of this email may be requested at your visa appointment.
- 

### Section 2: Online Visa Application (France-Visas)

- Complete Online France-Visas Application:** Fill out the official visa application form on the France-Visas website.
- Generate Document Checklist:** The France-Visas platform will generate a personalized checklist of required documents. Always follow this checklist.
- Print Visa Application Form (CERFA):** Print the completed three-page PDF application form generated by France-Visas. Ensure it does NOT have "BROUILLON" (DRAFT) mentioned and is signed and dated.
- Print Visa Application Receipt:** This is generated by the France-Visas platform upon completion of the online application.
- Schedule In-Person Visa Appointment:** Book an appointment at a designated visa application center (e.g., TLS or VFS Global). (Schedule no sooner than 90 days and no later than 31 days before your program start date ).

---

## Section 3: Required Documents for In-Person Appointment

Gather both originals and photocopies of all documents, as photocopies may not be available at the embassy/consulate.

- Valid Passport:**
  - Must be valid for at least three to six months beyond your planned program end date. Some embassy guidelines suggest 1 year and 3 months validity.
  - Must have at least two consecutive blank visa pages (side-by-side) plus a third blank page.
- Passport-Style Photographs (2):**
  - Recent (less than 6 months old), 3.5 x 4.5 cm, color, against a uniform white background.
  - Mouth closed, eyes and ears visible, no glasses, hat, or scarf.
- Proof of Enrollment/Acceptance:** Official registration or acceptance letter from a recognized French higher education institution, mentioning dates and program details.
- Proof of Financial Resources:** Demonstrate at least €615 per month *after* all tuition fees and travel costs are accounted for. Provide one or more of the following:
  - Three most recent official bank statements (showing lump sum or steady monthly income).
  - Official scholarship certificate detailing amount and duration.
  - Financial guarantee form from a sponsor with their bank statements and ID.
- Proof of Accommodation (for first 3 months):**
  - Rental agreement/lease in your name.
  - Printed hotel/apartment reservation.
  - Sworn statement from a host with their ID and proof of address.
  - Lodging certificate from an educational institution.
- Health Insurance:** Coverage for medical and hospital expenses up to at least €30,000.
- Application Fee:** (Cash payment only at some locations).
- Detailed Travel Itinerary:** (You do not need to buy the ticket before the visa is delivered).
- Motivation Letter:** Explaining your study project, often required in French.
- Academic Transcripts and Diplomas:** From previous education (original + copies).
- Proof of French Language Proficiency:** (If applicable).
- Copy of Residency Card or U.S. Visa:** If you are a non-U.S. citizen applying from the U.S., you need proof of legal U.S. residency exceeding your proposed stay in France.

---

## Section 4: Post-Arrival in France

- Validate VLS-TS Visa Online:** If you have a Long-Stay Visa (VLS-TS "Étudiant"), you must validate it online within three months of arrival in France.
- Pay Validation Tax:** A €50 tax is required during the online validation process.
- Apply for Residence Permit Renewal:** For stays beyond one year, apply for a temporary or multiannual residence card online, ideally 2-4 months before your VLS-TS expires.


---

### Final Reminders from French Legal Experts

**Processing Time:** Visa processing generally takes **2–3 weeks** after your in-person appointment.

**Avoid Travel Delays:** Do **not travel internationally** between submitting and receiving your passport.



**Always Verify Requirements:** Cross-check this checklist with your **France-Visas** application results and consult [campusfrance.org](https://campusfrance.org) and [france-visas.gouv.fr](https://france-visas.gouv.fr) for the most accurate updates.

 *This checklist is for informational purposes only and does not constitute legal advice. For tailored legal guidance, speak with our team of immigration experts.*

---

### Need Expert Help?

Visit:

-  [French Immigration Lawyer](#)
-  [Long Stay Visa France Guide](#)
-  [France Work Visa Guide](#)

 *Have questions? Contact French Legal Experts – your legal partner for studying in France.*